

M200 OTDR

Versatile testing of metro and enterprise fiber optic networks



Integrated Test Capability enables faster testing and Troubleshooting

- OTDR wavelengths and dynamic ranges
 - SM 1310/1550 nm 26 dB dynamic range
 - MM 850/1300 nm 22 dB dynamic range
- Inspection capable
 - Supports visual inspection per IEC 61300-3-35 using the DFS1 Digital FiberScope
- Visible Fault Identifier
- Indoor/outdoor display
- Lilon battery >6 hours in use

Intuitive *Touch and Test™* User Interface

- Reduce technician learning curve
- Touch screen speeds access to test functions
- Auto OTDR test modes
- Apply Industry Standards (ISO/TIA)
- Pass/Fail feedback reduces need for return trips

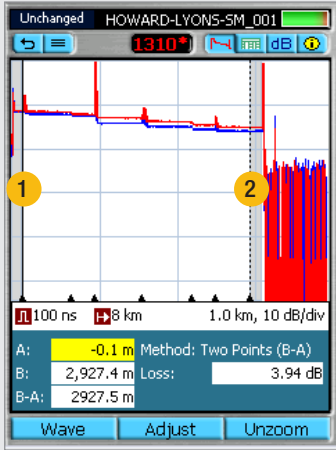
Powerful PC Analysis and Reporting Software

- Generate professional acceptance reports
- Batch process OTDR results
- Include end-face views on OTDR trace result pages



On-site Test Results Analysis

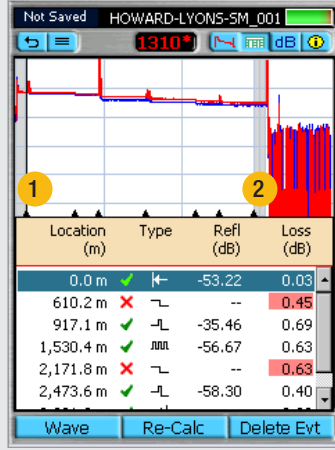
Review detailed OTDR trace



Trace Screen

Detailed trace view shows test setup and allows the user to review/measure events and links using Two Point or LSA methods.

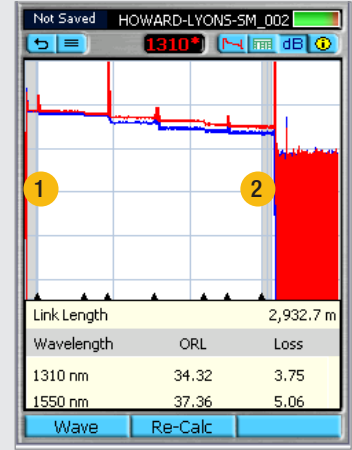
View events and Pass/Fail status



Event Table with Pass/Fail Analysis

Event Table is created automatically in Full Auto mode and can be created in Expert mode. Adding Pass/Fail Thresholds helps identify where problems in the installation occur. Technicians can correct identified faults and reduce job costs by eliminating return trips for repair.

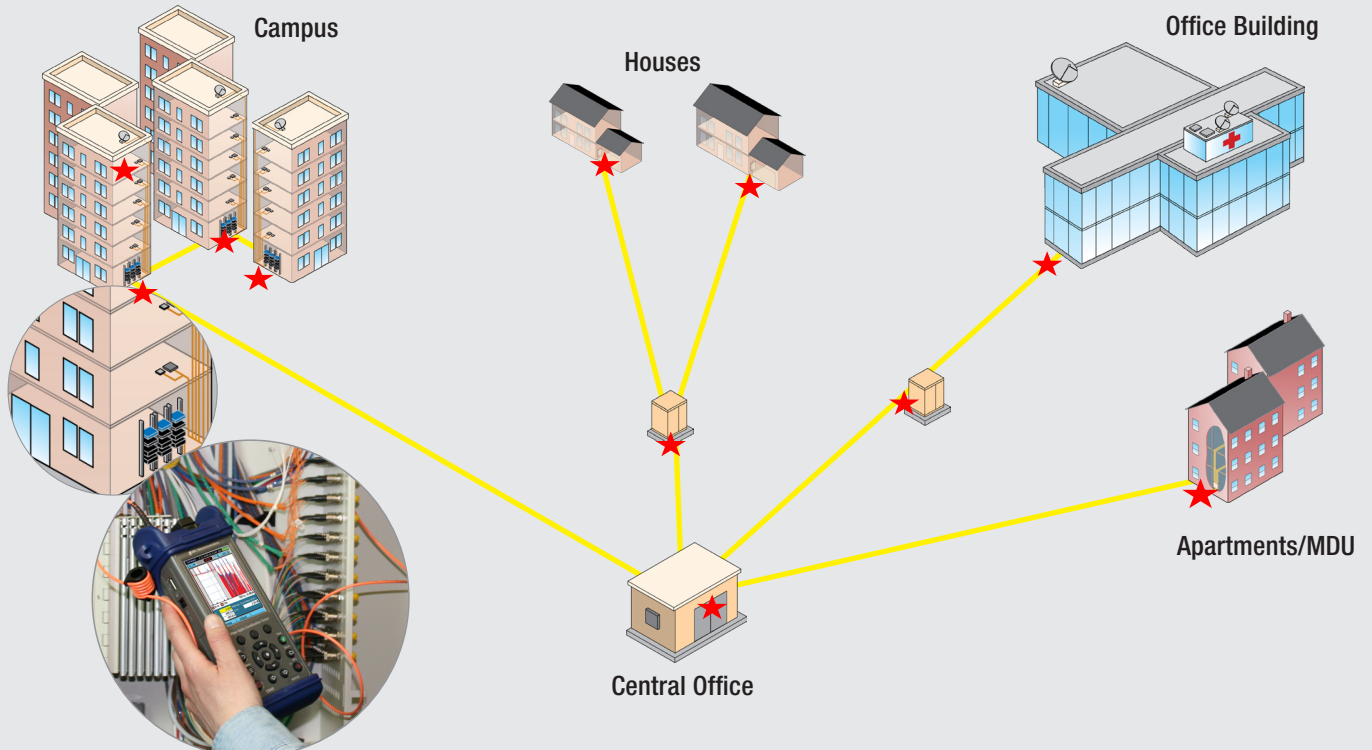
See length, loss and ORL results



Summary Table

Summary Table provides a quick snapshot of overall length, loss, and ORL (SM) results.

Grey areas indicate that Launch - 1 and Receive/Tail - 2 cables/cords were used in testing.



M200 Results Manager Unique Features

Organizing results by Jobs

Results organized by Jobs simplify use and provide time and money saving solutions from testing through documentation.

Job...	MANCHESTER UNIV
Cable...	SM 12F
End 1...	TELCOM
End 2...	LYONS HALL

Documenting bi-directional tests is as easy as changing test equipment location in one spot, in the Job Settings of the OTDR test mode.

On the Job Settings page of the OTDR test mode, toggle between END 1 and END 2 to indicate the end where your OTDR is located.

Results automatically populate the same Route/ Cable starting with fiber 001.

Rich file naming

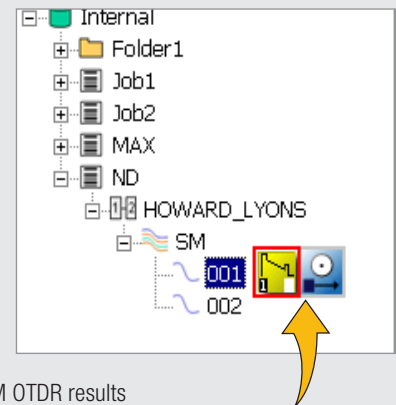
Rich file naming allows up to 96 characters to identify fiber under test.



Rich file naming allows users to perform multiple tests and organize them into Jobs, Routes, and Cables. Create a Job, Route (End 1 and End 2), and a Cable to clearly identify the location of the tested fibers.

Indication of test type

Results Manager indicates type(s) of test that have been performed and stored for each fiber.



SM OTDR results

End-face inspection results

M200 OTDR Kit

Each M200 model includes the M200 handheld OTDR, USB Flash drive, PC software for OTDR trace analysis, AC adapter with a country-specific power cord, and switchable test port adapters in a soft carry case (hard case is available as an option). Order the hard case alone or with one of the M200 configurations. Add test accessories such as inspection fiberscope, fiber rings and cleaning kits to be ready to clean, inspect, and test fiber optic networks.

BASE MODELS	WAVELENGTHS (nm)				CARRY CASE	OTDR PORT ADAPTERS
	850	1300	1310	1550		
M200-21			◆	◆	Soft case	SC, FC
M200-22	◆	◆			Soft case	SC, ST
M200-25	◆	◆	◆	◆	Soft case	(2) SC, FC, ST,

Call for more details and ordering information.

Optional Accessory

MODEL	DESCRIPTION
DFS1-00-04XU	DFS1 Digital FiberScope PC/UPC Inspection Kit
DFS1-00-04XA	DFS1 Digital FiberScope APC Inspection Kit
DFS1-00-04XN	DFS1 USB Digital Fiber Inspection Kit without Adapters



M200 in a soft case



M200 in a hard case



DFS1 Digital FiberScope

PC Analysis and Post Processing of Test Results using TRM

Powerful Software Included

Use the included software to analyze results and prepare detailed reports for final job acceptance.

Rich job file naming on units allow users to easily create and document test results for small jobs and campus installations.

The TRM Test Results Manager software is easily downloaded from

www.AFLtele.com/go/software.

OTDR Trace Viewer

- Perform or review OTDR event analysis
- Open a single or multiple trace file and a single or multiple trace file as a baseline
- Set or adjust Pass/Fail thresholds for events and links
- Edit trace info and add or delete events
- Change loss measurement method
- Print individual trace

Batch Processing

- Set or adjust Pass/Fail thresholds to groups of results
- Adjust cursors on OTDR traces for groups of fibers (cables)
- Batch Edit Auto Events
- Edit trace information

Reporting Flexibility with Test Results Manager

- Create custom cover pages with logos for end user
- Create summary pages of OTDR summary table and thumbnail traces
- Combine OTDR trace(s), event table, loss measurements and event map in a single report
- Export jobs to Zip files or save reports as PDF files

OTDR Cable Summary Page

OTDR cable summary page shows job information and test setup, Loss and ORL test results with or without thumbnails of OTDR traces (shown with Loss/ORL table and OTDR thumbnails).

Cable ID:	MM 62.5 12F	Tested By:	SUZY	OTDR Setup:	Expert
End 1:	TELCOM LYONS HALL	Launch Cable:	Noyes (150m)	End Thres:	3 dB
End 2:	LYONS HALL	Tail Cable:	Noyes (150m)	Loss Thres:	0.1 dB
Date Of Test:	07/27/2009 16:08:16	GIR:	1.458	RefL Thres:	-85 dB
		Backscatter Coef:	-88 dB		

Fiber #	Loss(dB) End 1 -> End 2	Loss(dB) End 2 -> End 1	ORL (dB) End 1 -> End 2	ORL (dB) End 2 -> End 1
	850M nm	850M nm	850M nm	1300M nm
1	1.95	0.57	1.90	0.54
2	1.95	0.57	1.92	0.54
3	1.99	0.57	1.90	0.55
4	2.00	0.58	1.95	0.54
5	1.98	0.57	1.81	0.53
6	1.95	0.58	1.91	0.53

Fiber Detail Results Page

Fiber Detail Results page documents equipment used for testing, job information, test setup, cursor information, OTDR trace, event table, summary table with Event map and end-face image.

OTDR Results

#	Location	Type	Ref. Loss	Low Loss
1	0.00	IL	-62.22	0.63
2	0.00	IL	-62.22	0.63
3	0.00	IL	-62.22	0.63
4	0.00	IL	-62.22	0.63
5	0.00	IL	-62.22	0.63
6	0.00	IL	-62.22	0.63
7	0.00	IL	-62.22	0.63

Event Map

End 1: HOWARD End 2: LYONS

Link Length: 2,931.2 Meters

Authorized Channel Partner



United States
Customer Service
1.800.321.5298
1.603.528.7780
www.AFLglobal.com

Europe, Middle East, Africa
Max Penfold
Max.Penfold@AFLglobal.com
+44 1799 542 840
+44 7802 839 160

Middle East
Ahmed El Sakaty
Ahmed.ElSakaty@AFLglobal.com
+20 106 451 523

Africa (Sub Sahara)
Nicholas Cole
Nicholas.Cole@AFLglobal.com
+44 7702 005 590

Greater China
Dai Liu
Dai.Liu@AFLglobal.com
+86 133 1101 4533

Asia-Pacific (non-China)
Saw Bing Huei
Bing.Saw@AFLglobal.com
+65 9791 3398